


Week of April 13, 2020/week 4

*high priority activity

[Morning Meeting slides for the week](#)

Movement breaks: GoNoodle.com, Cosmic Kids Yoga on YouTube

Monday, April 13

Reading *	 <p>Listen to the read aloud “Big Al” and then write the problem and solution.</p> <p>Link to task on Seesaw</p>
Writing *	<p>Continue to work on your how-to book, start a new one, or choose one that you already completed to revise and edit. Use the rubric from the Shared Writing Folder as a checklist before you submit your final book.</p> <p>Link to task on Seesaw</p> <p>***All books due on Friday.</p>
Math *	Complete math sheet:



[Link to task on Seesaw](#)

Science/SS

Week long STEM project:

Build a Masterpiece

You can build your masterpiece by yourself or with a family member. Get creative and include all the items on the list? Each item is worth one point.

- It must be 5 feet tall and can stand on its own.
- The bottom is something orange.
- It has a head with shoes for ears.
- It will have 4 different square objects.
- It will have 6 different circles.
- It will have 1 triangle.
- It will have glasses.
- It will have a purple hat made from anything.
- It will have 3 items that you select yourself.
- It will have one piece that moves.
- It will have a sign with a name on it.

Total Points: 1 point per item



This activity is due on Friday. You may have the whole week to complete it. You can finish it all in one day, or work on it a little bit each day.

[Link to task on Seesaw](#)

These activities are optional! Feel free to work on them at any time:




Make a family game

	<p>Link to task on Seesaw</p>  <p>Create a family dance</p> <p>Link to task on Seesaw</p>
SEL	<p>Listen to the read aloud and take pictures to record your feelings (This can be completed any day of the week)</p>  <p>Link to task on Seesaw</p>

Tuesday, April 14

Reading*	Listen to the read aloud and then draw and write about what pet you would choose.
----------	---



[Link to task on Seesaw](#)

Writing*

Continue to work on your how-to book, start a new one, or choose one that you already completed to revise and edit. Use the rubric from the [Shared Writing Folder](#) as a checklist before you submit your final book.

[Link to task on Seesaw](#)


*****All books due on Friday.**


Math*

Complete this math task:

Horse Farm
MAC Assessment Task

Our friends brought apples to the farm to feed the horses.





Mark brought 2 apples.
Nancy brought 3 apples.
Ota brought 4 apples.
Parker brought 5 apples.
Sara brought 6 apples.


1. How many apples did the girls, Nancy and Sara, bring in all? ____ apples

2. How many apples in all? ____ apples.
Show how you figured it out.


Performance Task Horse Farm Test 1 87
© 2014 Utah Mathematics Initiative 2013. To reproduce this document, permission must be granted by the UMI at utahmath.org


[Link to task on Seesaw](#)

This task is also in PDF form in the [Weeks 3/4-Kinder Remote Learning Folder](#)


Science/SS	STEM projects assigned Monday
SEL	<p>Draw and write about what fills your heart.</p>  <p>What fills your heart with happiness?</p> <p>Link to task on Seesaw</p>

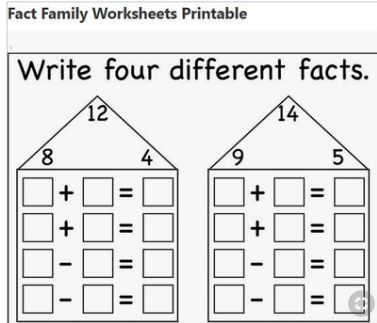

Wednesday, April 15

Reading *	Ms. Schultz's read aloud and comprehension questions
Writing*	<p>Continue to work on your how-to book, start a new one, or choose one that you already completed to revise and edit. Use the rubric from the Shared Writing Folder as a checklist before you submit your final book.</p> <p>Link to task on Seesaw</p> <p>***All books due on Friday.</p>
Math *	<p>Complete this math task:</p>  <p>Link to task on Seesaw</p>

	This task is also in PDF form in the Weeks 3/4-Kinder Remote Learning Folder
Science/SS	STEM projects assigned Monday
SEL	<p>Draw and write how you can spread kindness.</p>  <p>Link to task on Seesaw</p>



Thursday, April 2

Reading*	 <p>Listen to “Peanut Butter and Cupcake” and fill out or record the “somebody, wanted, but, so, then” graphic organizer.</p> <p>Link to task on Seesaw</p>
Writing*	<p>Continue to work on your how-to book, start a new one, or choose one that you already completed to revise and edit. Use the rubric from the Shared Writing Folder as a checklist before you submit your final book.</p> <p>Link to task on Seesaw</p>

	<p>***All books due on Friday.</p>
Math *	<p>Fact Families Addition & Subtraction (on Seesaw)</p>  <p>Write four different facts.</p> <p>Link to task on Seesaw</p>
Science/SS	STEM projects assigned Monday
SEL	 <p>How do you feel today and why?</p> <p>Link to task on Seesaw</p>

Friday, April 3- **Catch up day!**

Reading	Catch up on previously assigned activities and/or work on this reading bingo board:
---------	---

	<p>Name _____</p>  <p>SCHOOL IS OUT! READING CHALLENGE</p> <p>Directions: Mark a square each time you complete the activity. Can you do them all?</p> <table border="1" data-bbox="503 315 885 672"> <tr> <td>Read in your pajamas.</td> <td>Build a fort. Then read in it!</td> <td>Read outside.</td> <td>Read with a flashlight.</td> <td>Read a book online.</td> </tr> <tr> <td>Read to a family member.</td> <td>Read to a pet (real or fake!).</td> <td>Read while eating breakfast.</td> <td>Read a nonfiction book!</td> <td>Read a book in a spooky voice.</td> </tr> <tr> <td>Read on a beach towel.</td> <td>Turn on the TV. Mute it and turn on the captions. Read the captions!</td> <td>Read a book in a whisper.</td> <td>Read a book with sunglasses on!</td> <td>Find a recipe. Read it!</td> </tr> <tr> <td>Read to a stuffed animal.</td> <td>Borrow a book from someone and read it.</td> <td>Read during a picnic.</td> <td>Read a book in bed.</td> <td>Read a book two times in a row!</td> </tr> <tr> <td>Let someone else pick a book for you to read.</td> <td>Read a book pretending that you are a teacher reading about to your class.</td> <td>Read while eating your favorite snack.</td> <td>Read in a robot voice.</td> <td>Read to someone on the phone.</td> </tr> </table> <p>WRITING EXTENSION Keep a journal about each activity that you do! Include the book title and details about your experience.</p> 	Read in your pajamas.	Build a fort. Then read in it!	Read outside.	Read with a flashlight.	Read a book online.	Read to a family member.	Read to a pet (real or fake!).	Read while eating breakfast.	Read a nonfiction book!	Read a book in a spooky voice.	Read on a beach towel.	Turn on the TV. Mute it and turn on the captions. Read the captions!	Read a book in a whisper.	Read a book with sunglasses on!	Find a recipe. Read it!	Read to a stuffed animal.	Borrow a book from someone and read it.	Read during a picnic.	Read a book in bed.	Read a book two times in a row!	Let someone else pick a book for you to read.	Read a book pretending that you are a teacher reading about to your class.	Read while eating your favorite snack.	Read in a robot voice.	Read to someone on the phone.
Read in your pajamas.	Build a fort. Then read in it!	Read outside.	Read with a flashlight.	Read a book online.																						
Read to a family member.	Read to a pet (real or fake!).	Read while eating breakfast.	Read a nonfiction book!	Read a book in a spooky voice.																						
Read on a beach towel.	Turn on the TV. Mute it and turn on the captions. Read the captions!	Read a book in a whisper.	Read a book with sunglasses on!	Find a recipe. Read it!																						
Read to a stuffed animal.	Borrow a book from someone and read it.	Read during a picnic.	Read a book in bed.	Read a book two times in a row!																						
Let someone else pick a book for you to read.	Read a book pretending that you are a teacher reading about to your class.	Read while eating your favorite snack.	Read in a robot voice.	Read to someone on the phone.																						
Writing *	<p>***Submit your final How-To book</p> <p>Link to task on Seesaw</p>																									
Math	Catch up on previously assigned activities or work on Freckle.																									
Science/SS	STEM projects assigned Monday																									
SEL *	Mrs. Jacobson will post a video lesson and assignment on Seesaw.																									